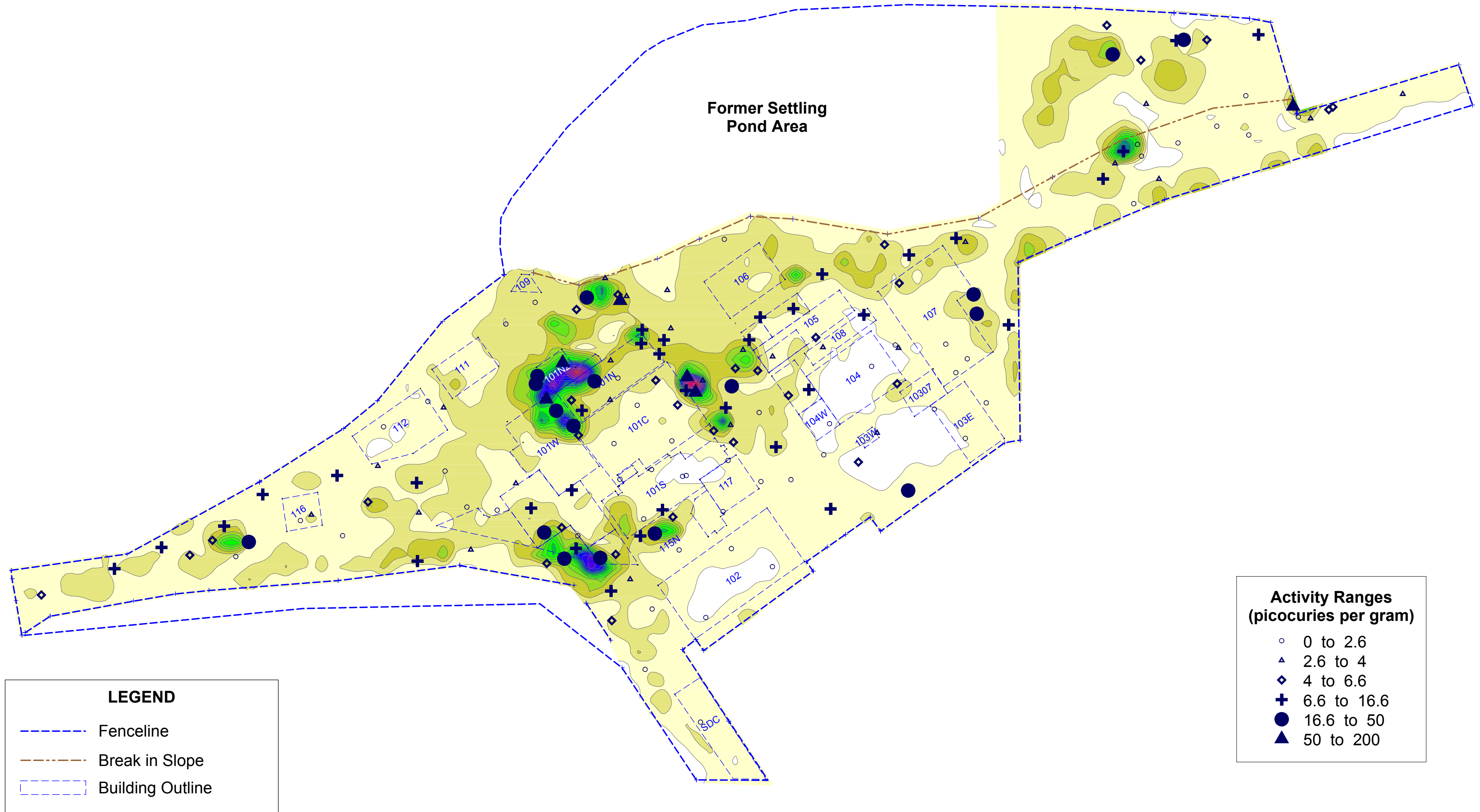


**Figure 4-6  
Surface Soil Samples  
Ra-226 Activities**

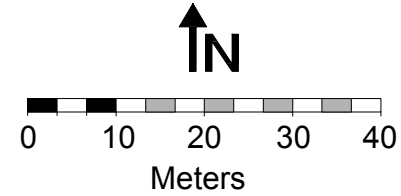


**LEGEND**


- Fenceline
- Break in Slope
- Building Outline

**Activity Ranges  
(picocuries per gram)**

- 0 to 2.6
- △ 2.6 to 4
- ◇ 4 to 6.6
- ⊕ 6.6 to 16.6
- 16.6 to 50
- ▲ 50 to 200



Note: Background color variations represent surface gamma distribution generated by geostatistics (kriging).

	<b>New Horizons Environmental Consultants, Inc.</b> 6585 South Wright Street Littleton, CO 80127-4806	
	Project: CSMRI Remedial Investigation	Date: October 15, 2003
Project Number: 2112	Figure 4-6 Surface Soil Samples Ra-226 Activities	